






		Source		
Family: LG	Size	Max wattage 150w A21	Max wattage 200w A23	Max wattage 300w PS25
	6"			
	8"			
	10"			

Legend:



Std housings available to ship in 12 days or less

Std housings available to ship in 24 hrs out of stock



Std trims available to ship in 12 days or less



Std trims available to ship in 24 hours out of stock

Gotham is committed to providing the industry's best service for Architectural Downlighting products. Many of our products are available to service your needs for express delivery. The ***Gotham quick ship*** symbol helps you identify products that are stocked in our vast North American distribution network, or can be manufactured quickly - using our modular housings and high performance Bounding Ray® optical assemblies. **On product family pages where the *Gotham quick ship* symbol appears, click on it to see common product configurations that are either stocked (orange), or can be manufactured quickly to your order (yellow).**



An **Acuity** Brands Company