



Gotham Architectural Downlighting
International Low Voltage Downlights

5cm (2") DLVI
Slotted Adjustable

Seamless Cast Faceplate
Max 50-Watt

FEATURES

OPTICAL SYSTEM

- Housing components painted matte black. Lamp snoot minimizes stray light in plenum.
- Slotted aperture minimizes light loss at high aiming angles.
- Tool-less, 0°-45° vertical adjustment and >360° horizontal adjustment.
- Adjustment mechanism is lockable to maintain aiming during relamping.
- Position indicators allow consistent aiming from fixture to fixture.
- Accommodates up to two lenses, filters or louvers.
- Softening lens standard.

MECHANICAL SYSTEM

- Seamless cast faceplate is retained by two spring loaded retention arms accommodating 1.6mm - 38.1mm (1/16" - 1-1/2") ceiling thickness.
- Re-lamp capability from above or below ceiling.

ELECTRICAL SYSTEM

- Replaceable MR16 socket assembly; GU5.3 base.
- 20W-50W 12-volt electronic transformer; 220V-240V input, 50/60Hz.
- 12-volt electronic transformer is replaceable without the use of tools.

LISTING

- Fixtures are CE certified and rated IP20.

WARRANTY

- 1-year limited warranty. Complete warranty terms located at www.acuitybrands.com/CustomerResources/Terms_and_conditions.aspx

ORDERING INFORMATION

EXAMPLE: DLVI ADJ MR16 2S 220 DWHG

Series	Configuration	Wattage/Lamp	Aperture/Type	Voltage	Options
DLVI	ADJ	MR16 MR16 capability	2S Slotted	220 230 240	Architectural colors (powder finish) ¹ DWHG Matte white (standard) DDB Dark bronze DBL Black DWH Gloss white DMB Medium bronze DNA Natural aluminum DSS Sandstone DGC Charcoal gray DTG Tennis green DBR Bright red DSB Steel blue

ACCESSORIES order as separate catalog numbers (shipped separately)

- For lens accessories, refer to [TECH-120](#).

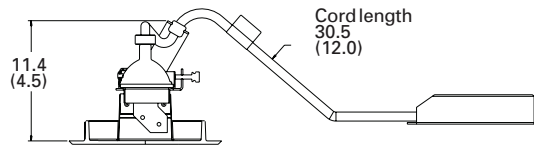
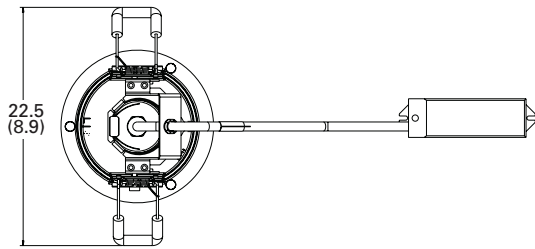
NOTES

ORDERING NOTES

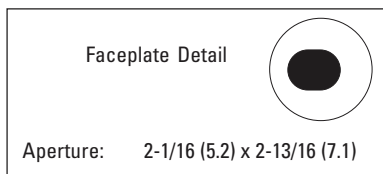
1. Color available for faceplate. Additional architectural colors available; see www.lithonia.com/archcolors.

DIMENSIONAL DATA

All dimensions are inches (centimeters) unless otherwise noted.



Ceiling opening: 12.9 (5-1/16)
Overlap trim: 14.0 (5-1/2)



LAMP PERFORMANCE DATA

All data was calculated from each lamp manufacturer's published data and is subject to normal lamp variations. Maximum footcandle is usually at the aiming point, but not always on wider spread lamps. Lamp data supplied by manufacturers is approximate, and individual lamp performance may vary.

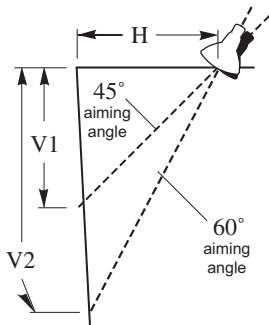
ACCENT LIGHTING ANGLE PERFORMANCE DATA

DISTANCE LAMP TO LIGHTED SURFACE				2 FEET				4 FEET			
DISTANCE DOWN TO AIMING POINT				V1 (FT) 2				V2 (FT) 7			
Lamp No.	Watts	Type	MFG.	Beam Width (°) to 50% MBCP	MBCP	Aiming Angle 45° FT-CANDLES	Beam Length	Width	Aiming Angle 60° FT-CANDLES	Beam Length	Width
MR-16											
EZX	20	VNSP	GE	7	8200	725	0.5	0.3	64	2.0	1.0
EZY	20	VNSP	GE	7	13100	1158	0.5	0.3	102	2.0	1.0
ESX	20	NSP	GE/SY/PH	15	3600	318	1.1	0.7	28	4.4	2.1
BAB	20	FL	GE/SY/PH	40	525	46	3.4	2.1	4	19.3	5.8
EYS	42	SP	GE	20	2400	212	1.5	1.0	19	6.2	2.8
EXT	50	NSP	GE/SY/PH	13	10200	902	0.9	0.6	80	3.8	1.8
EXZ	50	NFL	GE/SY/PH	26	3400	301	2.0	1.3	27	8.8	3.7
EXN	50	FL	GE/SY/PH	40	1850	164	3.4	2.1	14	19.3	5.8
EYJ	71/65	MFL	GE/SY	24	4900	433	1.8	1.2	38	7.9	3.4
EYC	71/65/75	FL	GE/SY/PH	36	2100	186	2.9	1.8	16	15.2	5.2

LOCATION OF ACCENT LUMINAIRE TO PROVIDE AIMING PT. 5.5' ABOVE THE FLOOR

Clg. Ht. (ft)	60° Aiming Angle		45° Aiming Angle	
	Out (H)	Down (V2)	Out (H)	Down (V1)
8	1.5	2.5	2.5	2.5
9	2.0	3.5	3.5	3.5
10	2.5	4.5	4.5	4.5

Formula for other distances and aiming angles.



$$fc = \frac{MBCP \times \text{Cos}^3(\text{aiming angle})}{H^2 (\text{distance from wall squared})}$$

Aiming angle	Cos ³	Feet out from wall (H)				
		6	7	8	9	10
45°	.354	6	7	8	9	10
50°	.266	7	8	10	11	12
55°	.189	9	10	11	13	14
60°	.125	10	12	14	16	17
65°	.076	13	15	18	19	21
70°	.040	17	19	22	25	28
75°	.017	22	26	30	34	37

PHOTOMETRY NOTES

- Tested to current IES and NEMA standards under stabilized laboratory conditions.
- Actual performance may differ as a result of end-user environment and application.
- Consult factory or IES file for microgroove baffle, black cone or other photometric reports.