



Gotham Architectural Downlighting
International Low Voltage Downlights

5cm (2") DLVI
Fixed Pinhole

Seamless Cast Faceplate
Max 50-Watt

FEATURES

OPTICAL SYSTEM

- Housing components painted matte black. Lamp snoot minimizes stray light in plenum.
- Etched, black, anodized tube from faceplate to lampholder minimizes sight lines into fixture for blackhole appearance.
- Accommodates up to two lenses, filters or louvers.
- Softening lens standard.

MECHANICAL SYSTEM

- Seamless cast faceplate is retained by two spring loaded retention arms accommodating 1.6mm - 38.1mm (1/16" - 1-1/2") ceiling thickness.
- Re-lamp capability from above or below ceiling.

ELECTRICAL SYSTEM

- Replaceable MR16 socket assembly; GU5.3 base.
- 20W-50W 12-volt electronic transformer; 220V-240V input, 50/60Hz.
- 12-volt electronic transformer is replaceable without the use of tools.

LISTING

- Fixtures are CE certified and rated IP20.

WARRANTY

- 1-year limited warranty. Complete warranty terms located at www.acuitybrands.com/CustomerResources/Terms_and_conditions.aspx

ORDERING INFORMATION

EXAMPLE: DLVI DWN MR16 2B 220 DWHG

Series	Configuration	Wattage/Lamp	Aperture/Trim color	Voltage	Options
DLVI	DWN	MR16 MR16 capability	2B Black	220 230 240	Architectural colors (powder finish) ¹ DWHG Matte white (standard) DDB Dark bronze DBL Black DWH Gloss white DMB Medium bronze DNA Natural aluminum DSS Sandstone DGC Charcoal gray DTG Tennis green DBR Bright red DSB Steel blue

ACCESSORIES order as separate catalog numbers (shipped separately)

- For lens accessories, refer to [TECH-120](#).

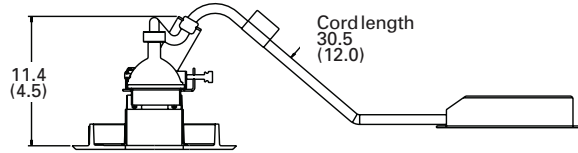
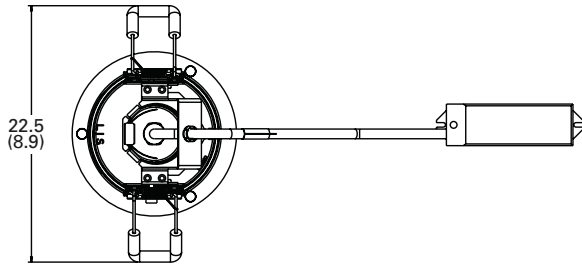
NOTES

ORDERING NOTES

1. Color available for faceplate. Additional architectural colors available; see www.lithonia.com/archcolors.

DIMENSIONAL DATA

All dimensions are inches (centimeters) unless otherwise noted.

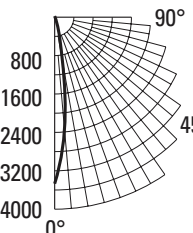


Aperture: 2.54 (1)
Ceiling opening: 12.9 (5-1/16)
Overlap trim: 14.0 (5-1/2)

Distribution Curve Distribution Data Output Data Coefficient of Utilization Illuminance: Single Luminaire 30" Above Floor

DLVI DWN MR16 1P

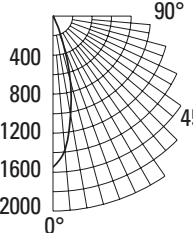
Q50MR16/C/NSP15 (EXT) LAMP, 0.2 S/MH, 880 RATED LUMENS, TEST NO. 2198042002



From 0°	cp.	Lumens	Zone	Lumens	%lamp	pf pc	80%		20%		50%		Mount height	Initial fc at beam center	50% beam angle 13.3°		10% beam angle 27.7°	
							pw	50%	30%	50%	30%	50%			30%	Beam diameter	fc at beam edge	Beam diameter
0°	3485		0°-30°	271	30.8	1	35	35	35	34	33	33	8'	115.2	1.3'	57.6	2.7'	11.5
5°	2357	174	0°-40°	271	30.8	2	34	33	33	33	33	32	10'	62.0	1.8'	31.0	3.7'	6.2
15°	315	90	0°-60°	271	30.8	3	33	32	33	32	32	31	12'	38.6	2.2'	19.3	4.7'	3.9
25°	0	7	0°-90°	271	30.8	4	32	31	32	31	31	31	14'	26.4	2.7'	13.2	5.7'	2.6
35°	0	0	90°-180°	0	0.0	5	31	30	31	30	31	30	16'	19.1	3.2'	9.6	6.6'	1.9
45°	0	0				6	31	30	31	30	30	29						
55°	0	0				7	30	29	30	29	30	29						
65°	0	0				8	30	29	30	29	29	29						
75°	0	0				9	29	28	29	28	29	28						
85°	0	0				10	29	28	29	28	29	28						
90°	0	0																

DLVI DWN MR16 1P

50MR16Q/40/FL/T (EXN) LAMP, 0.5 S/MH, 880 RATED LUMENS, TEST NO. 2198042001



From 0°	cp.	Lumens	Zone	Lumens	%lamp	pf pc	80%		20%		50%		Mount height	Initial fc at beam center	50% beam angle 25.6°		10% beam angle 43.8°	
							pw	50%	30%	50%	30%	50%			30%	Beam diameter	fc at beam edge	Beam diameter
0°	1547	120	0°-30°	345	39.2	1	44	44	44	43	42	42	8'	51.1	2.5'	25.6	4.4'	5.1
5°	1382	179	0°-40°	346	39.3	2	43	41	42	41	41	40	10'	27.5	3.4'	13.8	6.0'	2.8
15°	683	46	0°-60°	346	39.3	3	41	39	40	39	39	38	12'	17.1	4.3'	8.6	7.6'	1.7
25°	82	1	0°-90°	346	39.3	4	39	38	39	38	38	37	14'	11.7	5.2'	5.8	9.3'	1.2
35°	0	0	90°-180°	0	0.0	5	38	36	38	36	37	36	16'	8.5	6.1'	4.2	10.9'	0.8
45°	0	0				6	37	35	37	35	36	35						
55°	0	0				7	36	34	35	34	35	34						
65°	0	0				8	35	33	35	33	34	33						
75°	0	0				9	34	32	34	32	33	32						
85°	0	0				10	33	31	33	31	32	31						
90°	0	0																

PHOTOMETRY NOTES

- Tested to current IES and NEMA standards under stabilized laboratory conditions.
- Actual performance may differ as a result of end-user environment and application.
- Consult factory or IES file for microgroove baffle, black cone or other photometric reports.